

7161C
NEW AGE



7161C

Ferrari
PASSION FOR LIFTING

7161C

Extension Quick System and Smart Extension Sequence
Fast, precise, safe

Heavy duty hook attachment
Ruggedness and durability in all applications

Link on column
Constant lifting capacity on all main boom positions

Link on second boom
Efficiency in confined spaces thanks to negative angle

Break the boundaries in performance, safety and neatness

425° Slewing angle
The widest slewing angle for medium sized cranes

Ergonomic control station and user-friendly interface
Comfort, easy to use and safe

Always stable
More than 40 stabilizer combinations available



7" color display
Simple and quick access to all the functions and information

Vertical stabilizer levers
Safe and fast. Excellent supervision of stabilizing operation

Ergonomic control station engineered for maximum operator comfort and ease of operation



Dynamic Load Diagram



- Improved efficiency
- Easy to use
- Optimised safety

Crane lifting capacity always under control in all stabilizer positions.

After the truck has been stabilized, the operator selects the load weight to be lifted. The display shows the permitted crane outreach based on the truck stability and load selected.

Magic Touch

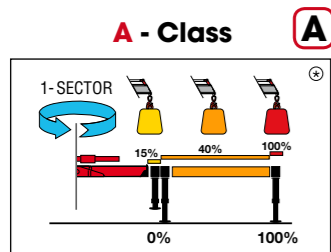


- Easy to start and close
- Save time
- Increased productivity and safety

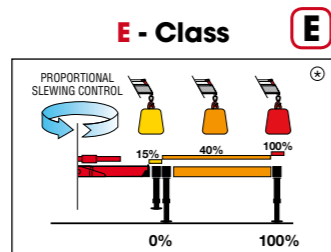
Crane Automatic folding/unfolding.

This system allows the operator to unfold the crane to a working position and fold the crane from any position to transport position by pressing a single button on the radio transmitter or display.

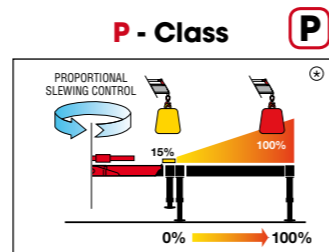
Crane control system



- N. 2 step stabilizer beams
- N. 1 sector on slewing
- Mono-area pressure limit



- N. 2 step stabilizer beams
- Proportional slewing control
- Truck side independent

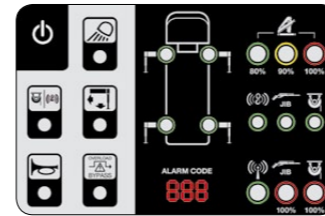


- Proportional stabilizers control
- Proportional slewing control
- Truck side independent

Ⓢ The percentages present in the pictures are merely examples and they have no bearing on the cranes' real lifting capacities. The cranes' real lifting capacity will depend on truck's stability.

Human machine interface

Bright Led panel **L**



Available for the entire range till 28 tm. Highly user-friendly design, with buttons and LED lights. Dedicated led lights to identify the position of each stabilizer. New 3-digits display has been added to inform the operator about alarms and errors.

Intelligent Display 4.3" D



Up to 6 languages available. Full color new display. Offers more information and data compared to the LED Panel. The graphic design and intuitive menu guide the operator and service technician to all the functionality information, statistics and performances.

Smart Top monitor 7" T



Up to 16 languages available into the software. Top choice available for the range. Data statistics and crane management, all included into a 7" TFT monitor giving to the operator a higher level of awareness of the crane.

Crane controls

Manual control **M**



Crane with manual sequential controls have levers mounted on both sides of the crane. At each control station, the orientation of the controls can be the same up to down or left to right.

LCD Remote control **L**




Each transmitter is equipped with 8 ergonomic proportional levers (6 for Scanreco mini) to control up to 8 functions of the crane. Using two hands, the operator can move 2-3-4 functions at once. This ensure more speed in loading or unloading operations with high precision.

Graphic remote control **G**




Top visualization on 3" graphic display on the remote transmitter. Improved crane data visualization and crane control. Top level class of offer in the range.

High-tech development



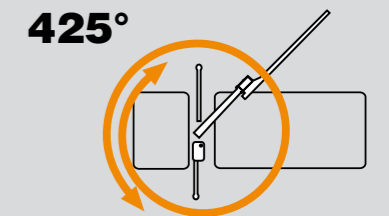
- Structures optimised for strength, weight and speed

Top Protection



- High value retention
- Top reliability

Slewing Angle



- Easy to start and close
- Save time
- Increased productivity and safety


Functional Aesthetic



Forged double linkages on column and 2nd boom



Hex Deck cover on base



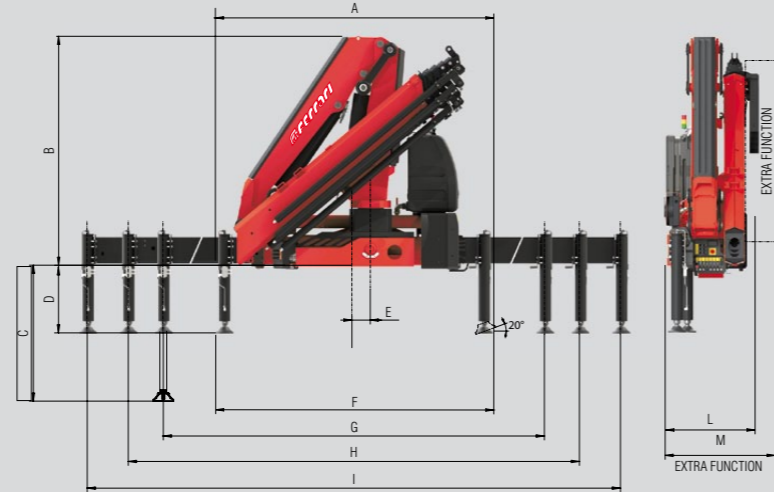
High volume oil tank made in sandwich-structured materials (PEX and PA6)




Robust column design and hoses cover

7161C *Technical data*

	Lift Moment	Slewing Angle	Working pressure	Oil tank capacity	Max Oil flow	Max lifting height	Standard crane weight
	tm	°	bar	l	l/m	m	kg
A2	15,3	425	300	130	60	12,2	1990
A3	11,6	425	300	130	60	14,4	2120
A4	11,2	425	300	130	60	16,5	2240
A5	10,8	425	300	130	60	18,7	2350
A6	10,5	425	300	130	60	21,0	2445
A3J3	-	425	315	130	60	21,9	2610
A4J3	-	425	-	130	60	25,7	2710

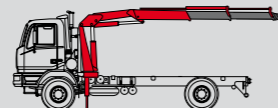


	A2	A3	A4	A5	A6	A3J3	A4J3
A	2475	2475	2475	2475	2475	2475	2475
B	2330	2330	2330	2330	2330	2615	2640
C	1355	1355	1355	1355	1355	1355	1355
D	673	673	673	673	673	673	673
E	160	160	160	160	160	160	160
F	2470	2470	2470	2470	2470	2470	2470
G	4225	4225	4225	4225	4225	4225	4225
H	5425	5425	5425	5425	5425	5425	5425
I	6625	6625	6625	6625	6625	6625	6625
L	825	825	825	905	905	957	950
M	940	940	940	985	985	-	-



Standard

- Designed in accordance with EN12999+EN13849
- Design class: HC1-HD4
- Cross controls
- Load limit device
- Flanged valves
- Oil tank
- Manually extendable stabilizers
- Internal stabilizer pipes
- Fixed stabilizer cylinders
- Swivel stabilizer foot
- Centralized greasing system
- EQS Extension Quick System
- SDV Smooth Descent Valve
- Red Power
- A Class - Crane Control System (CE)
- LED panel - Human Machine Interface (CE)



Recommended truck M.T.T. ton 15 - G.V.W. ton 15

With 5 tm fly jib



One model, many applications

Brick handling application



Waste handling application



Construction application



Fence posts, poles and landscaping application



With winch



7161C

NEW AGE



ISO 9001 • ISO 14001

Quality and environmental certified



F.lli FERRARI

Via Einstein, 8
42028 Poviglio (RE) Italy
Tel. +39 0522/486308
Fax +39 0522/486330
info@flliferrari.it
marketing@flliferrari.it
www.flliferrari.com

Dealer

Data, descriptions, and illustrations pertain only and uniquely to models sold at the time of printing of this brochure. After the date of printing, this information is purely indicative and not binding upon F.lli Ferrari. Future modifications are solely at the discretion of F.lli Ferrari and are always in compliance with applicable and pertinent safety standards. To obtain updated data, descriptions, and illustrations, contact the manufacturer or your reseller. Cranes manufactured and/or marketed by F.lli Ferrari.